



Note: This product is distributed on a "try-before-you-buy" basis. All features described in this documentation are enabled. The registered version does not insert a watermark in your generated PDF documents.

1 About Easy PDF Preview and Rename

Have you ever wanted to have a batch of PDF files renamed based on their content and properties? Obviously this would be a time-consuming job with common methods. Now **Easy PDF Preview and Rename** provides you best solution. with it, you can easily extract texts within PDF files as filenames and batch rename files at amazing speed. Easy PDF Preview and Rename is a simple, lightning-fast desktop utility program that lets you real-time rename your multiple PDF document while previewing them, with Easy PDF Preview and Rename, you can rename PDF file based on previewed PDF content easily.

What is OCR?

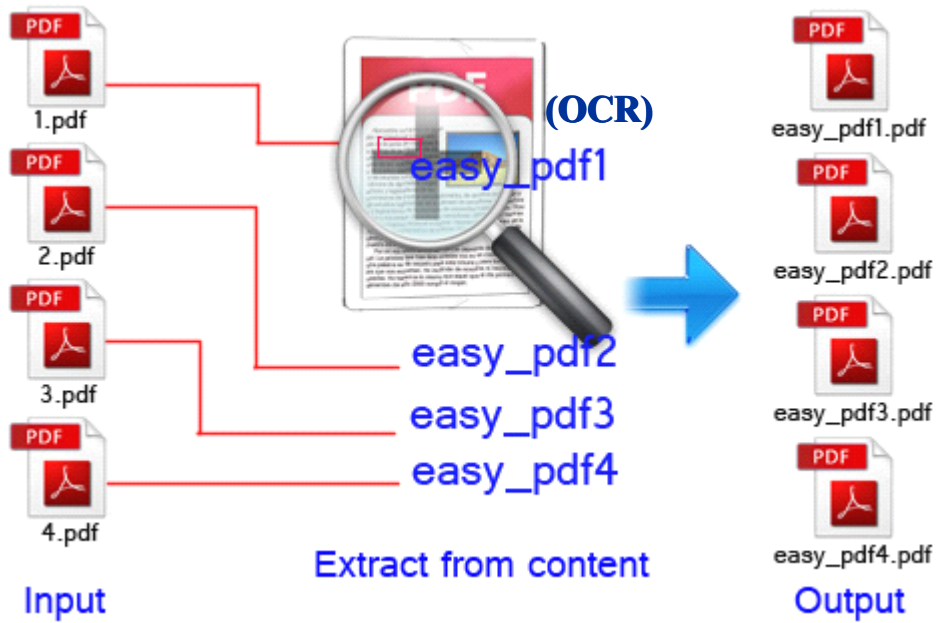
Optical character recognition, usually abbreviated to OCR, is the mechanical or electronic conversion of scanned images of handwritten, typewritten or printed text into machine-encoded text. It is widely used as a form of data entry from some sort of original paper data source, whether documents, sales receipts, mail, or any number of printed records. It is crucial to the computerization of printed texts so that they can be electronically searched, stored more compactly, displayed on-line, and used in machine processes such as machine translation, text-to-speech and text mining. OCR is a field of research in pattern recognition, artificial intelligence and computer vision.

System Requirement

- Win98/ME/NT/2000/XP/vista platforms;
- Acrobat Reader 5.0 or above.



Functional diagram:





2 Functions and Features

- Supports multiple languages for **OCR** so to accurately recognize text.
- Allows to add all PDF files in a folder (include sub-folder) by using "add a directory" option.
- Batch rename PDF documents at the same time with great efficiency.
- Real-time preview through window to select text accurately within PDF precisely as filename.
- Apply properties of PDF file as filename. For example, you can name file for title, subject, author or keywords.
- Allows to define specific area on specific page and apply it to per PDF file for extracting information as filenames.
- Select text information in the preview window and recognized by OCR to generate filename.
- Supports modify file document properties like title, subject, author and keywords.
- Software compatible with Windows 98/2000/ME/XP/2003/Vista/7.
- Intuitive interface and simple operation.
- Affordable, free trial and upgrade.



Easy PDF Password Security does NOT require Adobe Acrobat, which costs you hundreds of dollars.

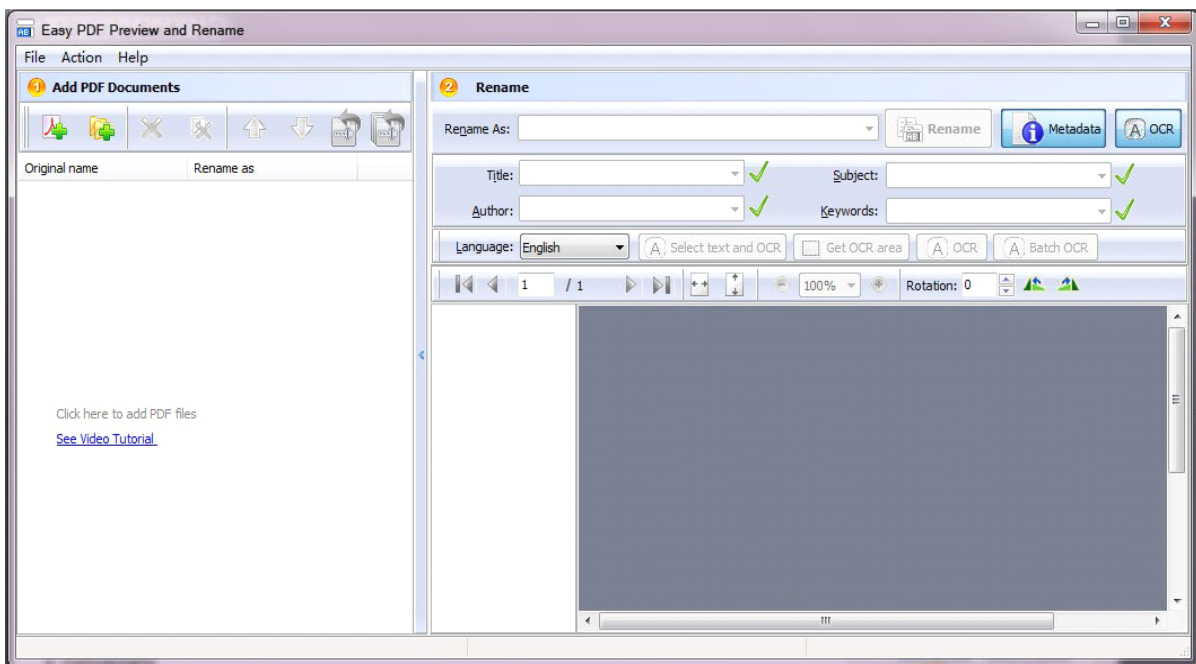


3 Using Easy PDF Preview and Rename


Under Windows Operation System, Easy PDF Password Security can be started either via the desktop shortcut, or directly from Windows explorer.

When you start the program, if you haven't registered our product, you will be informed to purchase the full version.

Then you will be presented with the wizard screen.



Add documents

Click the  icon in toolbar will open the standard file browse and select window, where you can browse the folders and find the PDF file you want to mail. Alternatively you can open the "**File**" menu and select "Add PDF Document" to add PDF file.

If you are using Windows Explorer to locate files, you have the convenience of being able to '**drag and drop**' files into the document window to add PDF file.

Easy PDF Preview and Rename even allows you to select all files in a particular directory/folder by either using the

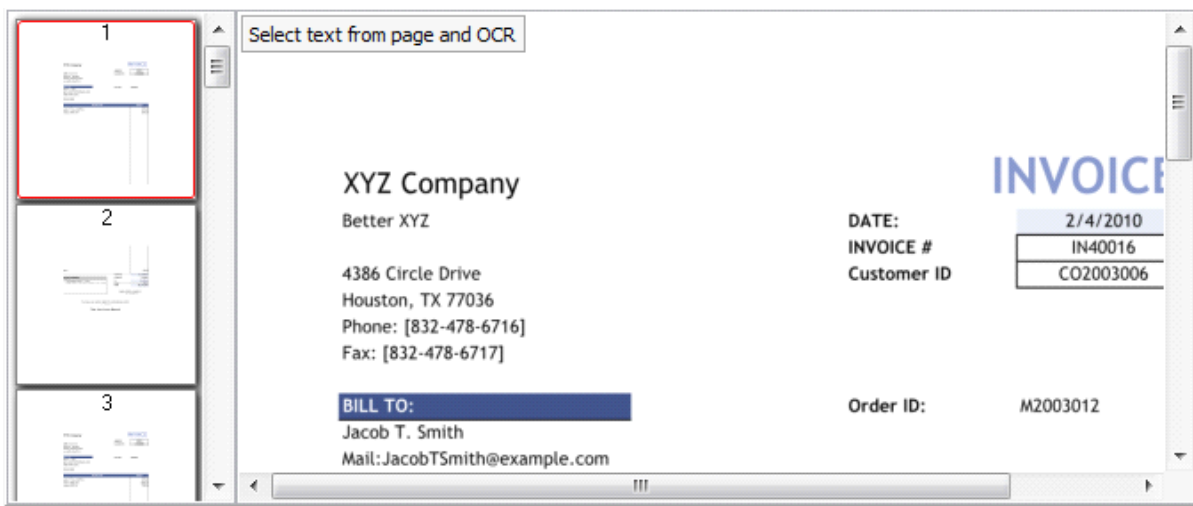
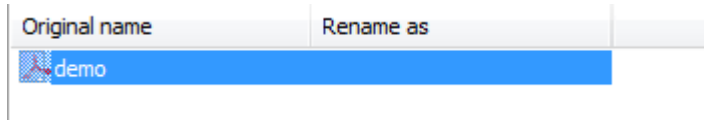


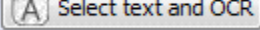
Add a Directory option from the File menu or click the icon! Add a directory also supports sub-folders.

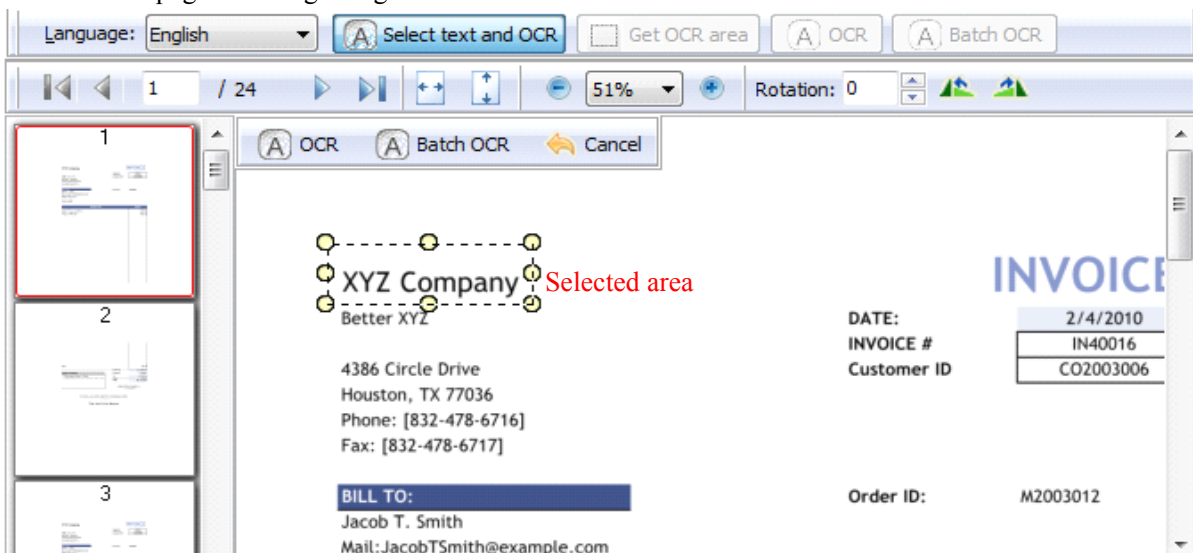



How to rename PDF with OCR?


Step 1, input the PDF you want to rename and select it in file list of main screen. Then the content of file will be display in preview window.



Step 2, choose the right language in line with the content, then click  icon to select area in page for recognizing.




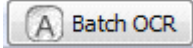
When you finish selecting, click  icon to start recognizing, and the extracted text will be show as follow:



Step 3, after you complete the steps above, you can start to rename PDF file by click icon. In a wink, you will get you PDF file renamed.



Original name	Rename as
 demo	XYZ Company

NOTE: Easy PDF Preview and Rename also supports  batch rename numbers of PDF files by using the

same page number and same area in page. You can click button to start batch process.

4 Ending Your Session

When you have completed your work , then choose the "**Exit**" option to exit program.

For more information: www.easy-pdf-tools.com